



pomanda

Credit Report & Business Information  
EMMAC LIFE SCIENCES LIMITED



The following information relates to EMMAC LIFE SCIENCES LIMITED (company number 11253633) and was prepared by Pomanda for joao costa on 12 Mar 2021

Company Profile	<b>1</b>
Credit Summary	<b>2</b>
Credit History	<b>3</b>
County Court Judgements	<b>4</b>
Charges	<b>5</b>
Payments	<b>6</b>
Shareholders - Class	<b>7</b>
Shareholders - Holder	<b>8</b>
Persons with Significant Control	<b>9</b>
Directors	<b>10</b>
Bad Debt	<b>11</b>
Balance Sheet	<b>12</b>
Profit And Loss Account	<b>13</b>
Observations	<b>14</b>
Group Structure	<b>15</b>



# Companies House Profile


Companies House is the United Kingdom's registrar of companies. All companies are incorporated and registered with Companies House and file specific details as required by the current Companies Act 2006. All registered limited companies, including subsidiary, small and inactive companies, must file annual financial statements and annual company returns.

Company Name	<b>EMMAC LIFE SCIENCES LIMITED</b>
Company Number	<b>11253633</b>
Registration Date	March 2018
Company Type	Private limited with Share Capital
Status	Active - Accounts Filed
Registered Address	HILL DICKINSON LLP, THE BROADGATE TOWER, LONDON, EC2A 2EW
Website	www.emmac.com
Telephone	
Industry Classification	Other research and experimental development on natural sciences and engineering
Main Activity	
Previous Names	None



# Credit Score - Summary

A credit score is an evaluation of the credit risk of a company, assessing their ability to pay back a debt, and an implicit forecast of the likelihood of the debtor defaulting. It is calculated using multiple factors to arrive at a value between 0 to 100 (with 0 representing a very high risk and 100 representing a very low risk) and suggested credit limits.



60

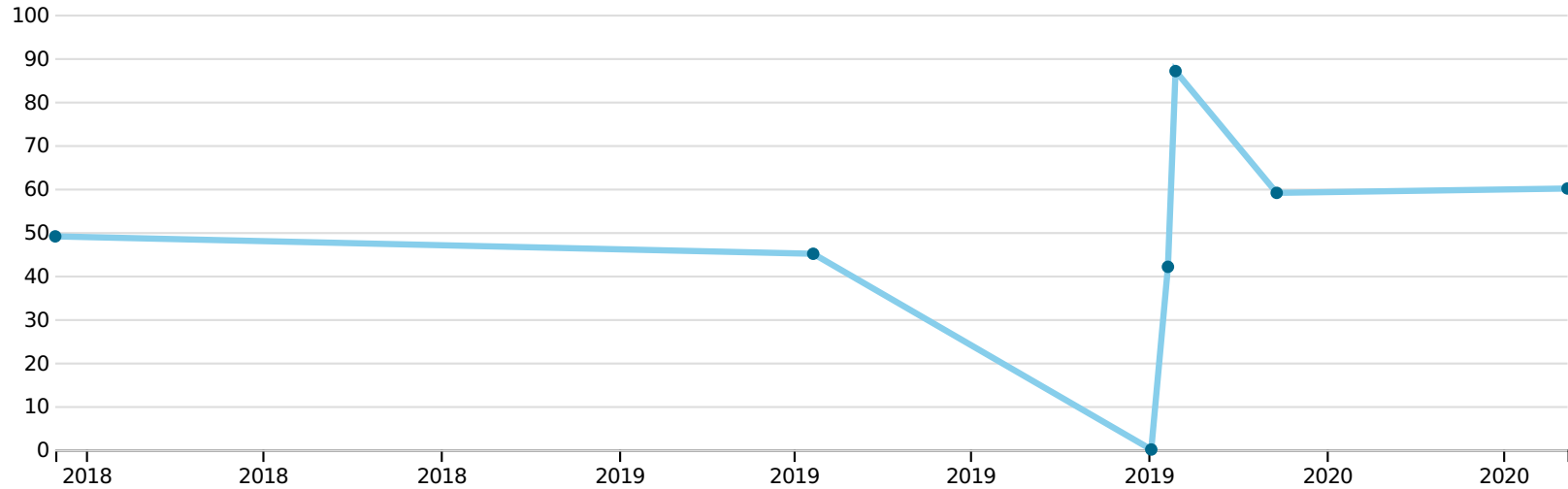
## EMMAC LIFE SCIENCES LIMITED

Credit Score	<b>60 / 100</b>
Credit Rating	<b>Low Risk</b>
Credit Limit	<b>£485,000</b>
Contract Limit	<b>£730,000</b>
Company Status	Active <input checked="" type="checkbox"/>

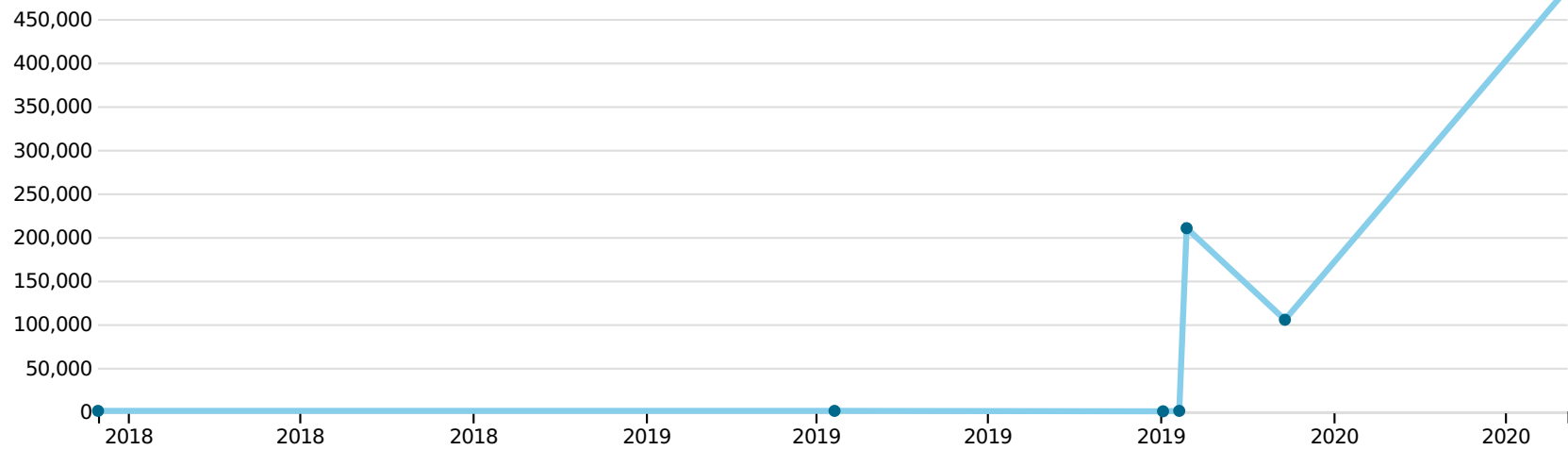
The Pomanda Score is based on statistical analysis of both financial and non-financial parameters. The Pomanda Score predicts the probability of the company becoming insolvent in the 12 months following the date of calculation. The Pomanda Score is given as a number between 0 to 100. The Pomanda Score identifies plausible credit that can generally be extended to a company in association with the company's credit risk.

The following charts are an indication of the changes to credit score and contract limit over time (where available).

## Credit Score



## Credit Limit



# County Court Judgements

A County Court Judgment (CCJ) is a court order instructing the repayment of an outstanding debt. If the full amount is paid within a month, the CCJ can be removed. Otherwise it will be marked as 'Satisfied' on the public register and will stay on the Register for a statutory six years from the date of the judgement.

Date	Court	Case Ref.	Amount	Settled	Status
------	-------	-----------	--------	---------	--------

NO COUNTY COURT JUDGEMENTS FOUND

# Company Charges & Mortgages

A company charge is a security interest held by a lender over the personal property of a company to secure payment of a debt or obligation. A charge does not give the lender a legal interest in the property by way of mortgage or possession but a right to enforce its interest upon an event, such as default or insolvency.

<b>Created</b>	<b>Registered</b>	<b>Lender</b>	<b>Status</b>
----------------	-------------------	---------------	---------------

NO CHARGES OR MORTGAGES FOUND

# Payment Information

The payment behaviour of a company is a useful indicator of its current financial situation and ability to pay suppliers.

Payment	On Time		Late	
Paid within terms	0	0%		
Paid 0-30 days	0	0%		
Paid 31-60 days			0	0%
Paid within 61-90 days			0	0%
Paid 90+ days			0	0%
Payments still owing			0	0%
<b>Total Payments</b>	<b>0</b>	<b>0%</b>	<b>0</b>	<b>0%</b>

# Payments on file	0
Total invoice value	£0
Average invoice value	£0
Value of outstanding invoices	£0
Days beyond terms	0
Typical industry days beyond terms	0

PAYMENT TREND  
TRENDNOTAVAILABLE

## Shareholdings (Class)

Shareholdings represent the quantity of shares in a company held by a particular person or organization. A share class is a designation applied to a specified type of security such as common stock or preference shares which have different rights and privileges

Share Class	Shareholder	Type	Value	Shares	% Class	% Overall
<b>ORDINARY</b>	ANTONIO COSTANZO	Individual	27,083	27,083,333	9.75%	
	NISMO VENTURES LLC	Company	25,750	25,750,000	9.27%	
	JIM NOMINEES LIMITED	Company	20,917	20,916,667	7.53%	
	JAMES MELLON	Individual	20,500	20,500,000	7.38%	
	DAVID ZEVI YARKONI	Individual	18,000	18,000,000	6.48%	
	ABONY ENTERPRISES LP	Company	15,583	15,583,000	5.61%	
	UNDISCLOSED	Company	13,980	13,980,000	5.04%	
	JOSE ANGELO FERREIRA CORREIA	Individual	12,000	12,000,000	4.32%	
	2464344 ONTARIO INC. (EATON)	Company	11,243	11,243,333	4.05%	
	ZOLA GLOBAL INVESTORS LTD	Company	11,135	11,135,000	4.01%	
	AURORA NOMINEES LIMITED	Company	9,417	9,416,667	3.39%	
	NAROCROC CONSULTING LIMITED	Company	8,500	8,500,000	3.06%	
	RHONDA ABONY	Individual	6,000	6,000,000	2.16%	
	2609017 ONTARIO INC	Company	6,000	6,000,000	2.16%	
	ALTITUDE INVESTMENT PARTNERS LP	Company	5,667	5,666,667	2.04%	
	HB CONSULTING LTD	Company	5,000	5,000,000	1.8%	
	THOMAS ROOKE	Individual	3,500	3,500,000	1.26%	
	PAUL SAUNDERS	Individual	3,417	3,416,667	1.23%	
	BANKAMERICA NOMINEES LIMITED	Company	3,333	3,333,334	1.2%	
	MIKAEL SODERGREN	Individual	3,000	3,000,000	1.08%	
	TIM CORCORAN & ELLEN CORCORAN	Individual	2,917	2,916,667	1.05%	
	PETER SALIDINO	Individual	2,667	2,666,667	0.96%	
	VALERIE SCHMIDT	Individual	2,500	2,500,000	0.9%	
SCOTTISH 33 LIMITED	Company	2,500	2,500,000	0.9%		

Share Class	Shareholder	Type	Value	Shares	% Class	% Overall
	MICHAEL APAP BOLOGNA	Individual	2,000	2,000,000	0.72%	
	BARBARA PACHETTI	Individual	2,000	2,000,000	0.72%	
	LAPID GLOBAL INVESTMENTS INC	Company	1,965	1,965,000	0.71%	
	GLOBALIVE CAPITAL INC	Company	1,667	1,666,667	0.6%	
	CHETWYND NOMINEES LIMITED	Company	1,667	1,666,667	0.6%	
	CGWL NOMINEES LIMITED	Company	1,553	1,553,334	0.56%	
	SARAH ELLEN	Individual	1,500	1,500,000	0.54%	
	THOMAS ELLEN	Individual	1,500	1,500,000	0.54%	
	TIMOTHY MARTIN CORCORAN & JANE CORCORAN	Individual	1,500	1,500,000	0.54%	
	EMMA ROOKE	Individual	1,500	1,500,000	0.54%	
	RICHARD HODGSON	Individual	1,333	1,333,334	0.48%	
	JONATHAN HODGSON	Individual	1,333	1,333,334	0.48%	
	MICHAEL APAP BOLOGNA & PATRICIA APAP BOLOGNA	Individual	1,333	1,333,333	0.48%	
	DAVID CYNAMON	Individual	1,333	1,333,333	0.48%	
	RANDY COHEN	Individual	1,283	1,283,333	0.46%	
	ANTHEM VENTURES LLC	Company	1,283	1,283,333	0.46%	
	JIM EDSEL	Individual	1,283	1,283,333	0.46%	
	CANTEC MINES SL	Company	1,040	1,039,903	0.37%	
	MARTIN CORCORAN & ELEANOR CORCORAN	Individual	1,000	1,000,000	0.36%	
	ANTHONY CHOW	Individual	1,000	1,000,000	0.36%	
	ELOISE PATRICIA ELLEN BAILES	Individual	1,000	1,000,000	0.36%	
	ATLAS ST VENTURES FUND III LP	Company	667	666,667	0.24%	
	DUNCAN PRISTON	Individual	667	666,667	0.24%	
	MARKUS NOE-NORDBERG	Individual	667	666,667	0.24%	
	NICHOLAS SPITERI	Individual	500	500,000	0.18%	

Share Class	Shareholder	Type	Value	Shares	% Class	% Overall
	THOMAS TALOS	Individual	340	340,000	0.12%	
	STEPHEN RANKIN	Individual	333	333,333	0.12%	
	ANN HODGSON	Individual	333	333,333	0.12%	
	SARAH HODGSON	Individual	333	333,333	0.12%	
	ENEXIS AB	Company	333	333,333	0.12%	
	SECURITIES SERVICES NOMINEES LIMITED	Company	267	266,667	0.1%	
	JORDAN GREENBERG	Individual	217	217,000	0.08%	
	LOUISA WATT	Individual	167	166,667	0.06%	
	CANACCORD GENUITY CORP	Company	167	166,667	0.06%	
	SHAWN KOFFLER	Individual	167	166,667	0.06%	
	SOYANDO MEDIA NETWORK GMBH	Company	167	166,667	0.06%	
	SEBASTIAN MARR	Individual	133	133,333	0.05%	
	FRANCOIS-XAVIER NOTTIN	Individual	133	133,333	0.05%	
	GILES BARRETT	Individual	120	120,000	0.04%	
	GEORGE PACK	Individual	120	120,000	0.04%	
	CARLO TURSI	Individual	100	100,000	0.04%	
	MARIE SODERGREN	Individual	100	100,000	0.04%	
	TALIA ROGERS	Individual	100	100,000	0.04%	
	ALICIA DAWN MACDONALD	Individual	97	97,417	0.04%	
	ANTJE SODERGREN	Individual	83	83,333	0.03%	
	OLLY BOWEN	Individual	83	83,333	0.03%	
	PATRICK HAY	Individual	83	83,333	0.03%	
	AURELIAN FIGEAC	Individual	83	83,333	0.03%	
	PAOLO ZANETTO	Individual	83	83,333	0.03%	
	ANACOT CAPITAL LTD	Company	67	66,667	0.02%	
	MADDALENA FORNARI	Individual	67	66,667	0.02%	

Share Class	Shareholder	Type	Value	Shares	% Class	% Overall
	JAMES FOLEY-COMER	Individual	50	50,000	0.02%	
	NOAH OLIVER FLEGEL	Individual	36	35,916	0.01%	
	NARENDRAN RAMACHANDRAN	Individual	33	33,333	0.01%	
	JAMES STEVEN LITTLER	Individual	25	25,000	0.01%	
	SOPHIE LITTLER	Individual	25	25,000	0.01%	
	BRITT MARIE LITTLER	Individual	17	16,667	0.01%	
	EDWARD PETER MCDERMOTT	Individual	0	1	0%	
			<b>277,645</b>	<b>277,646,573</b>	<b>100%</b>	<b>95.4 %</b>
<b>ORDINARY, ORDINARY</b>	VIDACOS NOMINEES LIMITED	Company	13,393	13,393,333	100%	
			<b>13,393</b>	<b>13,393,333</b>	<b>100%</b>	<b>4.6 %</b>
<b>Overall</b>			<b>291,038</b>	<b>291,039,906</b>		<b>100%</b>

## Shareholdings (Holder)

Shareholdings represent the quantity of shares in a company held by a particular person or organization. A shareholder is an individual or institution that legally owns one or more shares of stock in a public or private corporation.

Shareholder	Share Class	Type	Value	Shares	% Holder	% Overall
<b>ANTONIO COSTANZO</b>	ORDINARY	Individual	27,083	27,083,333	100%	
			<b>27,083</b>	<b>27,083,333</b>	<b>100%</b>	<b>9.31 %</b>
<b>NISMO VENTURES LLC</b>	ORDINARY	Company	25,750	25,750,000	100%	
			<b>25,750</b>	<b>25,750,000</b>	<b>100%</b>	<b>8.85 %</b>
<b>JIM NOMINEES LIMITED</b>	ORDINARY	Company	20,917	20,916,667	100%	
			<b>20,917</b>	<b>20,916,667</b>	<b>100%</b>	<b>7.19 %</b>
<b>JAMES MELLON</b>	ORDINARY	Individual	20,500	20,500,000	100%	
			<b>20,500</b>	<b>20,500,000</b>	<b>100%</b>	<b>7.04 %</b>
<b>DAVID ZEVI YARKONI</b>	ORDINARY	Individual	18,000	18,000,000	100%	
			<b>18,000</b>	<b>18,000,000</b>	<b>100%</b>	<b>6.18 %</b>
<b>ABONY ENTERPRISES LP</b>	ORDINARY	Company	15,583	15,583,000	100%	
			<b>15,583</b>	<b>15,583,000</b>	<b>100%</b>	<b>5.35 %</b>
<b>UNDISCLOSED</b>	ORDINARY	Company	13,980	13,980,000	100%	
			<b>13,980</b>	<b>13,980,000</b>	<b>100%</b>	<b>4.8 %</b>
<b>VIDA COS NOMINEES LIMITED</b>	ORDINARY, ORDINARY	Company	13,393	13,393,333	100%	
			<b>13,393</b>	<b>13,393,333</b>	<b>100%</b>	<b>4.6 %</b>
<b>JOSE ANGELO FERREIRA CORREIA</b>	ORDINARY	Individual	12,000	12,000,000	100%	
			<b>12,000</b>	<b>12,000,000</b>	<b>100%</b>	<b>4.12 %</b>
<b>2464344 ONTARIO INC. (EATON)</b>	ORDINARY	Company	11,243	11,243,333	100%	

Shareholder	Share Class	Type	Value	Shares	% Holder	% Overall
			<b>11,243</b>	<b>11,243,333</b>	<b>100%</b>	<b>3.86 %</b>
<b>ZOLA GLOBAL INVESTORS LTD</b>	ORDINARY	Company	11,135	11,135,000	100%	
			<b>11,135</b>	<b>11,135,000</b>	<b>100%</b>	<b>3.83 %</b>
<b>AURORA NOMINEES LIMITED</b>	ORDINARY	Company	9,417	9,416,667	100%	
			<b>9,417</b>	<b>9,416,667</b>	<b>100%</b>	<b>3.24 %</b>
<b>NAROCROC CONSULTING LIMITED</b>	ORDINARY	Company	8,500	8,500,000	100%	
			<b>8,500</b>	<b>8,500,000</b>	<b>100%</b>	<b>2.92 %</b>
<b>RHONDA ABONY</b>	ORDINARY	Individual	6,000	6,000,000	100%	
			<b>6,000</b>	<b>6,000,000</b>	<b>100%</b>	<b>2.06 %</b>
<b>2609017 ONTARIO INC</b>	ORDINARY	Company	6,000	6,000,000	100%	
			<b>6,000</b>	<b>6,000,000</b>	<b>100%</b>	<b>2.06 %</b>
<b>ALTITUDE INVESTMENT PARTNERS LP</b>	ORDINARY	Company	5,667	5,666,667	100%	
			<b>5,667</b>	<b>5,666,667</b>	<b>100%</b>	<b>1.95 %</b>
<b>HB CONSULTING LTD</b>	ORDINARY	Company	5,000	5,000,000	100%	
			<b>5,000</b>	<b>5,000,000</b>	<b>100%</b>	<b>1.72 %</b>
<b>THOMAS ROOKE</b>	ORDINARY	Individual	3,500	3,500,000	100%	
			<b>3,500</b>	<b>3,500,000</b>	<b>100%</b>	<b>1.2 %</b>
<b>PAUL SAUNDERS</b>	ORDINARY	Individual	3,417	3,416,667	100%	
			<b>3,417</b>	<b>3,416,667</b>	<b>100%</b>	<b>1.17 %</b>
<b>BANKA MERICA NOMINEES LIMITED</b>	ORDINARY	Company	3,333	3,333,334	100%	
			<b>3,333</b>	<b>3,333,334</b>	<b>100%</b>	<b>1.15 %</b>
<b>MIKA EL SODERGREN</b>	ORDINARY	Individual	3,000	3,000,000	100%	

Shareholder	Share Class	Type	Value	Shares	% Holder	% Overall
			<b>3,000</b>	<b>3,000,000</b>	<b>100%</b>	<b>1.03 %</b>
<b>TIM CORCORAN &amp; ELLEN CORCORAN</b>	ORDINARY	Individual	2,917	2,916,667	100%	
			<b>2,917</b>	<b>2,916,667</b>	<b>100%</b>	<b>1 %</b>
<b>PETER SALIDINO</b>	ORDINARY	Individual	2,667	2,666,667	100%	
			<b>2,667</b>	<b>2,666,667</b>	<b>100%</b>	<b>0.92 %</b>
<b>VALERIE SCHMIDT</b>	ORDINARY	Individual	2,500	2,500,000	100%	
			<b>2,500</b>	<b>2,500,000</b>	<b>100%</b>	<b>0.86 %</b>
<b>SCOTTISH 33 LIMITED</b>	ORDINARY	Company	2,500	2,500,000	100%	
			<b>2,500</b>	<b>2,500,000</b>	<b>100%</b>	<b>0.86 %</b>
<b>MICHAEL A P A P BOLOGNA</b>	ORDINARY	Individual	2,000	2,000,000	100%	
			<b>2,000</b>	<b>2,000,000</b>	<b>100%</b>	<b>0.69 %</b>
<b>BARBARA P A C H E T T I</b>	ORDINARY	Individual	2,000	2,000,000	100%	
			<b>2,000</b>	<b>2,000,000</b>	<b>100%</b>	<b>0.69 %</b>
<b>L A P I D G L O B A L I N V E S T M E N T S I N C</b>	ORDINARY	Company	1,965	1,965,000	100%	
			<b>1,965</b>	<b>1,965,000</b>	<b>100%</b>	<b>0.68 %</b>
<b>G L O B A L I V E C A P I T A L I N C</b>	ORDINARY	Company	1,667	1,666,667	100%	
			<b>1,667</b>	<b>1,666,667</b>	<b>100%</b>	<b>0.57 %</b>
<b>C H E T W Y N D N O M I N E E S L I M I T E D</b>	ORDINARY	Company	1,667	1,666,667	100%	
			<b>1,667</b>	<b>1,666,667</b>	<b>100%</b>	<b>0.57 %</b>
<b>C G W L N O M I N E E S L I M I T E D</b>	ORDINARY	Company	1,553	1,553,334	100%	
			<b>1,553</b>	<b>1,553,334</b>	<b>100%</b>	<b>0.53 %</b>
<b>S A R A H E L L E N</b>	ORDINARY	Individual	1,500	1,500,000	100%	

Shareholder	Share Class	Type	Value	Shares	% Holder	% Overall
			<b>1,500</b>	<b>1,500,000</b>	<b>100%</b>	<b>0.52 %</b>
<b>THOMAS ELLEN</b>	ORDINARY	Individual	1,500	1,500,000	100%	
			<b>1,500</b>	<b>1,500,000</b>	<b>100%</b>	<b>0.52 %</b>
<b>TIMOTHY MARTIN CORCORAN &amp; JANE CORCORAN</b>	ORDINARY	Individual	1,500	1,500,000	100%	
			<b>1,500</b>	<b>1,500,000</b>	<b>100%</b>	<b>0.52 %</b>
<b>EMMA ROOKE</b>	ORDINARY	Individual	1,500	1,500,000	100%	
			<b>1,500</b>	<b>1,500,000</b>	<b>100%</b>	<b>0.52 %</b>
<b>RICHARD HODGSON</b>	ORDINARY	Individual	1,333	1,333,334	100%	
			<b>1,333</b>	<b>1,333,334</b>	<b>100%</b>	<b>0.46 %</b>
<b>JONATHAN HODGSON</b>	ORDINARY	Individual	1,333	1,333,334	100%	
			<b>1,333</b>	<b>1,333,334</b>	<b>100%</b>	<b>0.46 %</b>
<b>MICHAEL A PAP BOLOGNA &amp; PATRICIA A PAP BOLOGNA</b>	ORDINARY	Individual	1,333	1,333,333	100%	
			<b>1,333</b>	<b>1,333,333</b>	<b>100%</b>	<b>0.46 %</b>
<b>DAVID CYNAMON</b>	ORDINARY	Individual	1,333	1,333,333	100%	
			<b>1,333</b>	<b>1,333,333</b>	<b>100%</b>	<b>0.46 %</b>
<b>RANDY COHEN</b>	ORDINARY	Individual	1,283	1,283,333	100%	
			<b>1,283</b>	<b>1,283,333</b>	<b>100%</b>	<b>0.44 %</b>
<b>ANTHEM VENTURES LLC</b>	ORDINARY	Company	1,283	1,283,333	100%	
			<b>1,283</b>	<b>1,283,333</b>	<b>100%</b>	<b>0.44 %</b>
<b>JIM EDSEL</b>	ORDINARY	Individual	1,283	1,283,333	100%	
			<b>1,283</b>	<b>1,283,333</b>	<b>100%</b>	<b>0.44 %</b>
<b>CANTEC MINES SL</b>	ORDINARY	Company	1,040	1,039,903	100%	

Shareholder	Share Class	Type	Value	Shares	% Holder	% Overall
			<b>1,040</b>	<b>1,039,903</b>	<b>100%</b>	<b>0.36 %</b>
<b>MARTIN CORCORAN &amp; ELEANOR CORCORAN</b>	ORDINARY	Individual	1,000	1,000,000	100%	
			<b>1,000</b>	<b>1,000,000</b>	<b>100%</b>	<b>0.34 %</b>
<b>ANTHONY CHOW</b>	ORDINARY	Individual	1,000	1,000,000	100%	
			<b>1,000</b>	<b>1,000,000</b>	<b>100%</b>	<b>0.34 %</b>
<b>ELOISE PATRICIA ELLEN BAILES</b>	ORDINARY	Individual	1,000	1,000,000	100%	
			<b>1,000</b>	<b>1,000,000</b>	<b>100%</b>	<b>0.34 %</b>
<b>ATLAS ST VENTURES FUND III LP</b>	ORDINARY	Company	667	666,667	100%	
			<b>667</b>	<b>666,667</b>	<b>100%</b>	<b>0.23 %</b>
<b>DUNCAN PRISTON</b>	ORDINARY	Individual	667	666,667	100%	
			<b>667</b>	<b>666,667</b>	<b>100%</b>	<b>0.23 %</b>
<b>MARKUS NOE-NORDBERG</b>	ORDINARY	Individual	667	666,667	100%	
			<b>667</b>	<b>666,667</b>	<b>100%</b>	<b>0.23 %</b>
<b>NICHOLAS SPITERI</b>	ORDINARY	Individual	500	500,000	100%	
			<b>500</b>	<b>500,000</b>	<b>100%</b>	<b>0.17 %</b>
<b>THOMAS TALOS</b>	ORDINARY	Individual	340	340,000	100%	
			<b>340</b>	<b>340,000</b>	<b>100%</b>	<b>0.12 %</b>
<b>STEPHEN RANKIN</b>	ORDINARY	Individual	333	333,333	100%	
			<b>333</b>	<b>333,333</b>	<b>100%</b>	<b>0.11 %</b>
<b>ANN HODGSON</b>	ORDINARY	Individual	333	333,333	100%	
			<b>333</b>	<b>333,333</b>	<b>100%</b>	<b>0.11 %</b>
<b>SARA H HODGSON</b>	ORDINARY	Individual	333	333,333	100%	

Shareholder	Share Class	Type	Value	Shares	% Holder	% Overall
			<b>333</b>	<b>333,333</b>	<b>100%</b>	<b>0.11 %</b>
<b>ENEXIS A B</b>	ORDINARY	Company	333	333,333	100%	
			<b>333</b>	<b>333,333</b>	<b>100%</b>	<b>0.11 %</b>
<b>SECURITIES SERVICES NOMINEES LIMITED</b>	ORDINARY	Company	267	266,667	100%	
			<b>267</b>	<b>266,667</b>	<b>100%</b>	<b>0.09 %</b>
<b>JORDAN GREENBERG</b>	ORDINARY	Individual	217	217,000	100%	
			<b>217</b>	<b>217,000</b>	<b>100%</b>	<b>0.07 %</b>
<b>LOUISA WATT</b>	ORDINARY	Individual	167	166,667	100%	
			<b>167</b>	<b>166,667</b>	<b>100%</b>	<b>0.06 %</b>
<b>CANACCORD GENUITY CORP</b>	ORDINARY	Company	167	166,667	100%	
			<b>167</b>	<b>166,667</b>	<b>100%</b>	<b>0.06 %</b>
<b>SHAWN KOFFLER</b>	ORDINARY	Individual	167	166,667	100%	
			<b>167</b>	<b>166,667</b>	<b>100%</b>	<b>0.06 %</b>
<b>SOYANDO MEDIA NETWORK GMBH</b>	ORDINARY	Company	167	166,667	100%	
			<b>167</b>	<b>166,667</b>	<b>100%</b>	<b>0.06 %</b>
<b>SEBASTIAN MARR</b>	ORDINARY	Individual	133	133,333	100%	
			<b>133</b>	<b>133,333</b>	<b>100%</b>	<b>0.05 %</b>
<b>FRA NCOIS-XAVIER NOTTIN</b>	ORDINARY	Individual	133	133,333	100%	
			<b>133</b>	<b>133,333</b>	<b>100%</b>	<b>0.05 %</b>
<b>GILES BARRETT</b>	ORDINARY	Individual	120	120,000	100%	
			<b>120</b>	<b>120,000</b>	<b>100%</b>	<b>0.04 %</b>
<b>GEORGE PACK</b>	ORDINARY	Individual	120	120,000	100%	

Shareholder	Share Class	Type	Value	Shares	% Holder	% Overall
			<b>120</b>	<b>120,000</b>	<b>100%</b>	<b>0.04 %</b>
<b>CARLO TURSI</b>	ORDINARY	Individual	100	100,000	100%	
			<b>100</b>	<b>100,000</b>	<b>100%</b>	<b>0.03 %</b>
<b>MARIE SODERGREN</b>	ORDINARY	Individual	100	100,000	100%	
			<b>100</b>	<b>100,000</b>	<b>100%</b>	<b>0.03 %</b>
<b>TALIA ROGERS</b>	ORDINARY	Individual	100	100,000	100%	
			<b>100</b>	<b>100,000</b>	<b>100%</b>	<b>0.03 %</b>
<b>ALICIA DAWN MACDONALD</b>	ORDINARY	Individual	97	97,417	100%	
			<b>97</b>	<b>97,417</b>	<b>100%</b>	<b>0.03 %</b>
<b>ANTJE SODERGREN</b>	ORDINARY	Individual	83	83,333	100%	
			<b>83</b>	<b>83,333</b>	<b>100%</b>	<b>0.03 %</b>
<b>OLLY BOWEN</b>	ORDINARY	Individual	83	83,333	100%	
			<b>83</b>	<b>83,333</b>	<b>100%</b>	<b>0.03 %</b>
<b>PATRICK HAY</b>	ORDINARY	Individual	83	83,333	100%	
			<b>83</b>	<b>83,333</b>	<b>100%</b>	<b>0.03 %</b>
<b>AURELIAN FIGEAC</b>	ORDINARY	Individual	83	83,333	100%	
			<b>83</b>	<b>83,333</b>	<b>100%</b>	<b>0.03 %</b>
<b>PAOLO ZANETTO</b>	ORDINARY	Individual	83	83,333	100%	
			<b>83</b>	<b>83,333</b>	<b>100%</b>	<b>0.03 %</b>
<b>ANACOT CAPITAL LTD</b>	ORDINARY	Company	67	66,667	100%	
			<b>67</b>	<b>66,667</b>	<b>100%</b>	<b>0.02 %</b>
<b>MADDALENA FORNARI</b>	ORDINARY	Individual	67	66,667	100%	

Shareholder	Share Class	Type	Value	Shares	% Holder	% Overall
			<b>67</b>	<b>66,667</b>	<b>100%</b>	<b>0.02 %</b>
<b>JAMES FOLEY-COMER</b>	ORDINARY	Individual	50	50,000	100%	
			<b>50</b>	<b>50,000</b>	<b>100%</b>	<b>0.02 %</b>
<b>NOAH OLIVER FLEGEL</b>	ORDINARY	Individual	36	35,916	100%	
			<b>36</b>	<b>35,916</b>	<b>100%</b>	<b>0.01 %</b>
<b>NARENDRAN RAMACHANDRAN</b>	ORDINARY	Individual	33	33,333	100%	
			<b>33</b>	<b>33,333</b>	<b>100%</b>	<b>0.01 %</b>
<b>JAMES STEVEN LITTLER</b>	ORDINARY	Individual	25	25,000	100%	
			<b>25</b>	<b>25,000</b>	<b>100%</b>	<b>0.01 %</b>
<b>SOPHIE LITTLER</b>	ORDINARY	Individual	25	25,000	100%	
			<b>25</b>	<b>25,000</b>	<b>100%</b>	<b>0.01 %</b>
<b>BRITT MARIE LITTLER</b>	ORDINARY	Individual	17	16,667	100%	
			<b>17</b>	<b>16,667</b>	<b>100%</b>	<b>0.01 %</b>
<b>EDWARD PETER MCDERMOTT</b>	ORDINARY	Individual	0	1	100%	
			<b>0</b>	<b>1</b>	<b>100%</b>	<b>0 %</b>
<b>Overall</b>			<b>291,038</b>	<b>291,039,906</b>		<b>100%</b>

## Persons with Significant Control

---

A person of significant control is someone that holds more than 25% of shares or voting rights in a company, has the right to appoint or remove the majority of the board of directors or otherwise exercises significant influence or control.

The company knows or has reasonable cause to believe that there is no registrable person or registrable relevant legal entity in relation to the company

## Directors (Current)

A director is a person from a group of managers who leads or supervises a particular area of a company. Typically companies have many directors spread throughout different business functions or roles.

### Mr Lorne Abony

Hill Dickinson Llp The Broadgate Tower, 20 Primrose Street, London, EC2A 2EW

Gender	<b>Male</b>	Birth Date	<b>August 1969</b>
Nationality	<b>Canadian</b>	Start Date	<b>October 2019</b>
Type	<b>Person</b>	Role	<b>Director</b>
# Directorships	<b>1</b>	Disqualified	<b>FALSE</b>

### Mr Orr Yarkoni

Hill Dickinson Llp The Broadgate Tower, 20 Primrose Street, London, EC2A 2EW

Gender	<b>Male</b>	Birth Date	<b>June 1985</b>
Nationality	<b>Portuguese</b>	Start Date	<b>July 2019</b>
Type	<b>Person</b>	Role	<b>Director</b>
# Directorships	<b>2</b>	Disqualified	<b>FALSE</b>

### Ms Barbara Pacchetti

Hill Dickinson Llp The Broadgate Tower, 20 Primrose Street, London, EC2A 2EW

Gender	<b>Female</b>	Birth Date	<b>September 1967</b>
Nationality	<b>Italian</b>	Start Date	<b>May 2019</b>
Type	<b>Person</b>	Role	<b>Director</b>
# Directorships	<b>1</b>	Disqualified	<b>FALSE</b>

### Mr Thomas George Ellen

Hill Dickinson Llp The Broadgate Tower, 20 Primrose Street, London, EC2A 2EW

Gender	<b>Male</b>	Birth Date	<b>July 1979</b>
Nationality	<b>British</b>	Start Date	<b>February 2019</b>
Type	<b>Person</b>	Role	<b>Director</b>
# Directorships	<b>4</b>	Disqualified	<b>FALSE</b>

### Mr Thomas Philip Kirshaw Rooke

Hill Dickinson Llp The Broadgate Tower, 20 Primrose Street, London, EC2A 2EW

Gender	<b>Male</b>	Birth Date	<b>May 1979</b>
Nationality	<b>British</b>	Start Date	<b>October 2018</b>
Type	<b>Person</b>	Role	<b>Director</b>
# Directorships	<b>1</b>	Disqualified	<b>FALSE</b>

### Mr Antonio Filippo Augusto Costanzo

Hill Dickinson Llp The Broadgate Tower, 20 Primrose Street, London, EC2A 2EW

Gender	<b>Male</b>	Birth Date	<b>April 1973</b>
Nationality	<b>Italian</b>	Start Date	<b>September 2018</b>
Type	<b>Person</b>	Role	<b>Director</b>
# Directorships	<b>5</b>	Disqualified	<b>FALSE</b>

### Mr Edward Peter McDermott

Hill Dickinson Llp The Broadgate Tower, 20 Primrose Street, London, EC2A 2EW

Gender	<b>Male</b>	Birth Date	<b>September 1982</b>
Nationality	<b>British</b>	Start Date	<b>March 2018</b>
Type	<b>Person</b>	Role	<b>Director</b>
# Directorships	<b>3</b>	Disqualified	<b>FALSE</b>

---

NO PREVIOUS DIRECTORS FOUND

# Bad Debt

Bad debt is an expense that a business incurs once the repayment of credit previously extended to a customer is estimated to be uncollectible.

Company	Date	Currency	Amount
NO BAD DEBTS FOUND			

# Balance Sheet

A balance sheet is a statement of the financial position of a business that lists the assets, liabilities, and owner's equity at a particular point in time.

	Dec 2019	Dec 2018
Tangible Assets	2,640,000	185,000
Intangible Assets	30,696,000	3,179,000
Other Fixed Assets	1,619,000	446,000
<b>Total Fixed Assets</b>	<b>34,955,000</b>	<b>3,810,000</b>
Stock & Work In Progress	845,000	147,000
Trade Debtors	1,430,000	302,000
Misc Debtors	512,000	461,000
Cash	7,736,000	1,718,000
Misc Current Assets	2,619,000	-
<b>Total Current Assets</b>	<b>13,142,000</b>	<b>2,628,000</b>
<b>Total Assets</b>	<b>48,097,000</b>	<b>6,438,000</b>
Bank Liabilities	-	-
Other Loans/Finance	8,975,000	2,051,000
Trade Creditors	1,352,000	272,000
Other Current Liabilities	792,000	487,000
<b>Total Current Liabilities</b>	<b>11,119,000</b>	<b>2,810,000</b>
Bank Loans	19,463,000	251,000
Other Loans/Finance	760,000	9,000
Other Liabilities	186,000	22,000
<b>Total Long Term Liabilities</b>	<b>20,409,000</b>	<b>282,000</b>
<b>Total Liabilities</b>	<b>31,528,000</b>	<b>3,092,000</b>
<b>Net Assets</b>	<b>16,569,000</b>	<b>3,346,000</b>
<b>Total Shareholders Funds</b>	<b>16,569,000</b>	<b>3,346,000</b>

# Profit & Loss

The profit and loss statement summarises the revenues, costs, and expenses incurred during a specified period.

	<b>Dec 2019</b>	<b>Dec 2018</b>
<b>Turnover</b>	<b>5,329,000</b>	<b>-</b>
Cost Of Sales	2,822,000	-
<b>Gross Profit</b>	<b>2,507,000</b>	<b>-</b>
Admin Expenses	12,819,000	527,000
<b>Operating Profit</b>	<b>-10,312,000</b>	<b>-527,000</b>
Interest Payable	396,000	-
Interest Receivable	-44,000	-
<b>Pre-Tax Profit</b>	<b>-10,752,000</b>	<b>-527,000</b>
Tax	65,000	-
<b>Profit After Tax</b>	<b>-10,687,000</b>	<b>-527,000</b>
Dividends Paid	-	-
<b>Retained Profit</b>	<b>-10,689,000</b>	<b>-527,000</b>

# Observations

The latest financial return has provided the following items for consideration.

- 1 This company has been treated as a Large company in terms of the score/limit that has been generated.
- 2 This company's latest Pre-tax Profit figure shows a loss for the trading period.
- 3 This company has a high amount of capital available for re-investment.
- 4 This company has a high amount of Equity within the business.

-



# Group Structure

A corporate group structure is a collection of parent and subsidiary corporations that function as a single economic entity through a common source of control.

